

ARMY GREEN SERVICE UNIFORM

Wear Guide

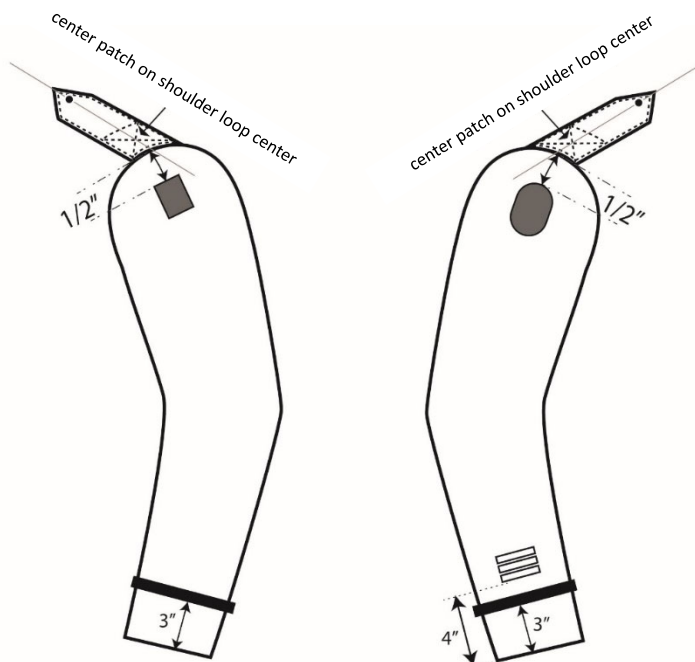


Wear Notice

This guide contains illustrations and instructions for the placement of insignia and useful tips on how to wear the Army Green Service Uniform (AGSU). For up to date instructions on the proper wear of the AGSU, please reference DA PAM 670-1 for the official Guide to the Wear and Appearance of the Army Uniforms and Insignia.

OFFICER INSIGNIA PLACEMENT

How to properly add patches, braids, and bars to the coat sleeves.



LEFT SLEEVE

Unit Patch:

Centered on sleeve cap $\frac{1}{2}$ inch below the top of the shoulder seam*

Sleeve Braid:

The bottom edge of sleeve braid is placed 3 inches above and parallel to the finished hem

RIGHT SLEEVE

Combat Patch:

Centered on sleeve cap $\frac{1}{2}$ inch below the top of the shoulder seam*

Sleeve Braid:

The bottom edge of sleeve braid is placed 3 inches above and parallel to the finished hem

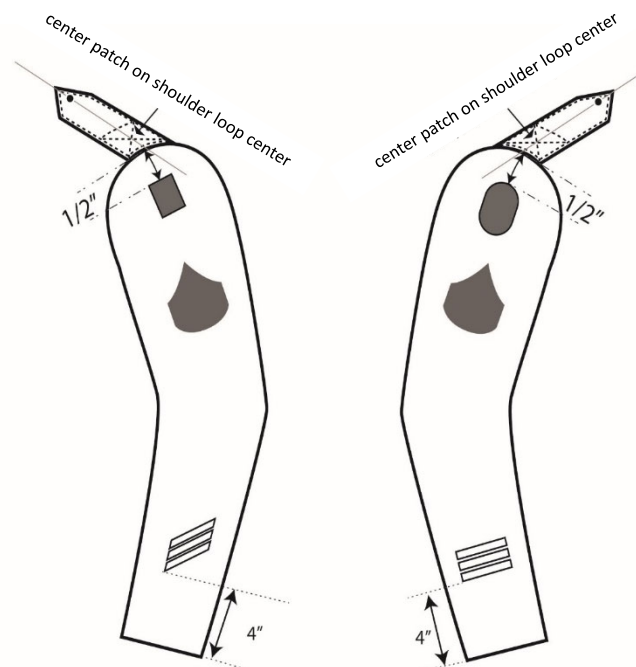
Overseas Bars:

Centered on sleeve with bottom edges of the bars 4 inches above the finished hem

*When a tab is worn, the tab is placed $\frac{1}{2}$ inch below the top of the shoulder seam and the SSI is placed $\frac{1}{4}$ inch below the tab. If there is simultaneous wear of two or more tabs, the SSI remains at $\frac{1}{4}$ inch below the tabs. Tabs that are an integral part of an SSI (such as airborne or mountain) are worn directly above the SSI with no space between the insignia and tab.

ENLISTED INSIGNIA PLACEMENT

How to properly add rank, patches, stripes, and bars to the coat sleeves.



LEFT SLEEVE

Unit Patch:

Centered on sleeve cap $\frac{1}{2}$ inch below the top of the shoulder seam*

Enlisted Rank Patch:

Centered on sleeve and evenly spaced between top of shoulder and elbow

Service Stripes:

Centered on sleeve with lowest point of angle stripe 4 inches above the finished hem

RIGHT SLEEVE

Combat Patch:

Centered on sleeve cap $\frac{1}{2}$ inch below the top of the shoulder seam*

Enlisted Rank Patch:


Centered on sleeve and evenly spaced between top of shoulder and elbow

Overseas Bars:


Centered on sleeve with bottom edges of the bars 4 inches above the finished hem

*When a tab is worn, the tab is placed $\frac{1}{2}$ inch below the top of the shoulder seam and the SSI is placed $\frac{1}{4}$ inch below the tab. If there is simultaneous wear of two or more tabs, the SSI remains at $\frac{1}{4}$ inch below the tabs. Tabs that are an integral part of an SSI (such as airborne or mountain) are worn directly above the SSI with no space between the insignia and tab.



AGSU WEAR AND APPEARANCE GUIDE MALE OFFICER




AGSU WEAR AND APPEARANCE GUIDE FEMALE OFFICER




Note: Skirt is an optional item and is not provided with this kit.
Skirt views are provided for informational purposes only.




AGSU WEAR AND APPEARANCE GUIDE MALE ENLISTED




AGSU WEAR AND APPEARANCE GUIDE FEMALE ENLISTED



Note: Skirt is an optional item and is not provided with this kit.
Skirt views are provided for informational purposes only.



Shirt Rank: Enlisted rank is centered on sleeve and evenly spaced between top of shoulder and elbow.



Overblouse Rank: Enlisted rank is centered on sleeve and evenly spaced between top of shoulder and elbow.